

17th November, 2025

To,
The Listing Department
BSE Limited,
Phiroze Jeejeebhoy Towers, Dalal Street,
Mumbai- 400 001

Dear Sir / Madam,

Ref.: Scrip Code: 544544 | ISIN: INE0SRP01014 | Symbol: TELGE

Sub: Investor Presentation under Regulation 30 of the SEBI (Listing Obligations and Disclosure Requirements) Regulations, 2015

Pursuant to Regulation 30 of the SEBI (Listing Obligations and Disclosure Requirements) Regulations, 2015 please find enclosed Investor Presentation for the half year ended on September 30, 2025. The said presentation will also be used for Analyst/Investors Meet, scheduled to be held on Tuesday, November 18, 2025 at 6:00 P.M.

The aforementioned presentation is also being uploaded on the company's website i.e. <https://telgeprojects.com/>.

You are requested to take the above-mentioned information on your records.

Yours faithfully,
For Telge Projects Limited

Barkha Bharuka
Company Secretary & Compliance Officer





TELGE PROJECTS LIMITED

A Global Leader in Structural & BIM Engineering Services

H1 FY26 Investor Presentation & Earnings Discussion
November 18, 2025



2025

 www.telgeprojects.com 

DISCLAIMER

This presentation contains forward-looking statements that involve risks and uncertainties. Actual results may differ materially from those indicated. Telge Projects Limited does not undertake any obligation to update these statements. All financial figures are based on internal management reports and reviewed financials. Charts and graphics are for illustrative purposes only. Investors should rely on audited financial statements filed with the stock exchange for formal disclosures.

WHO WE ARE

**A GLOBAL
STRUCTURAL
& BIM
ENGINEERING
COMPANY**

**FOUNDED IN
2018 WITH A
VISION TO
MODERNIZE
STRUCTURAL &
BIM
ENGINEERING**

**GLOBAL
PRESENCE IN
INDIA & USA,
DELIVERING
ACROSS 6+
COUNTRIES**

**200+ ENGINEERS
SKILLED IN
TEKLA, SDS2 &
REVIT**

**DELIVERED
1700+
INTERNATIONAL
PROJECTS**

**STRONG
EXECUTION IN
INDUSTRIAL,
PRECAST,
INFRASTRUCTURE
& COMMERCIAL
SECTORS**



WHAT WE DO

2025

1.

Integrated Structural & BIM Services

2.

Steel & Precast Detailing (LOD 100–500)

3.

Structural Engineering & GA/Shop Drawings

4.

BIM Modeling, Coordination & Clash Detection

5.

2D Drafting & MTO Services

6.

Connected Construction workflows using multi-software ecosystem

7.

Strong in-house QC & project management systems



GLOBAL EXPANSION

U.S.-based acquisitions



Operating Regions:

- USA
- UK
- Europe
- Australia
- Middle East

Offices in

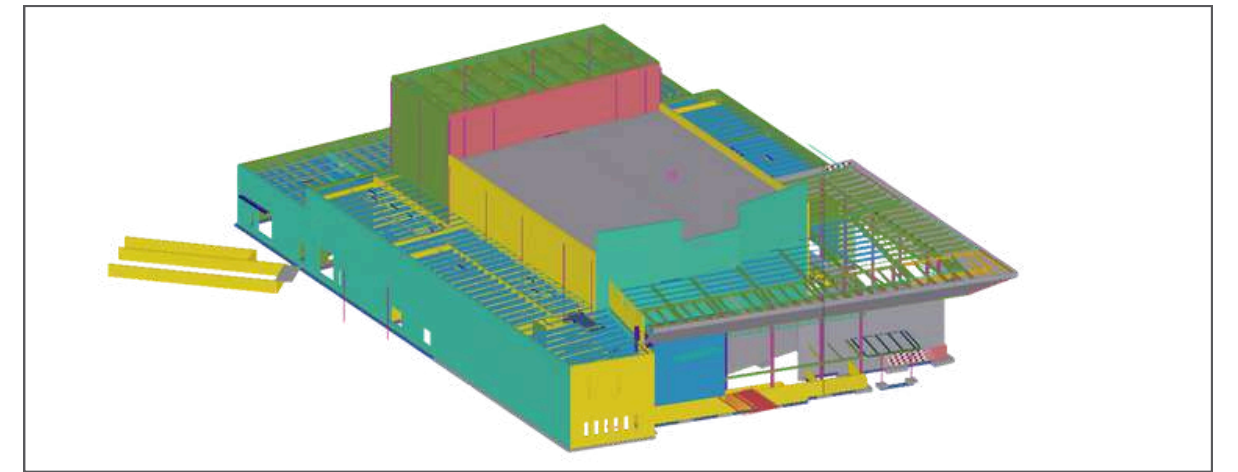
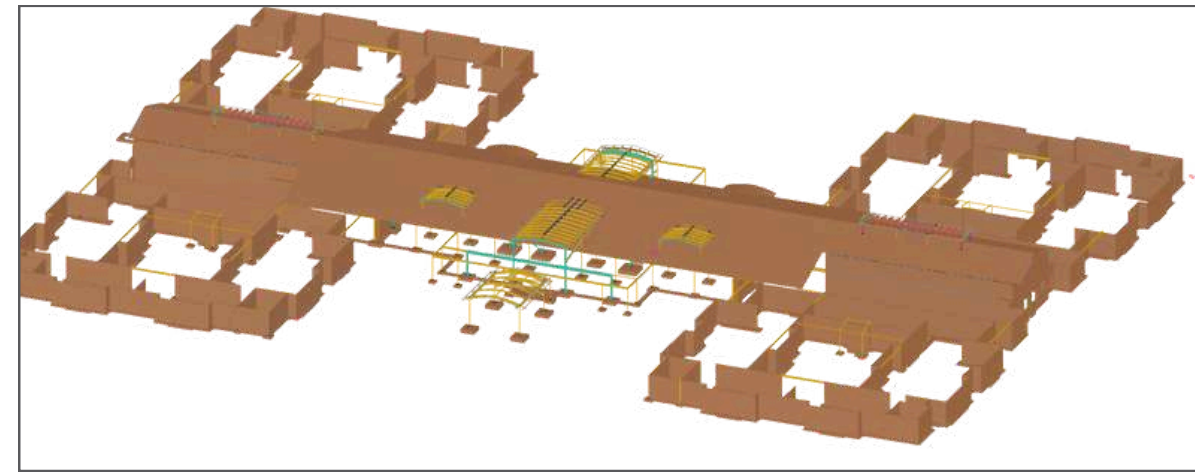
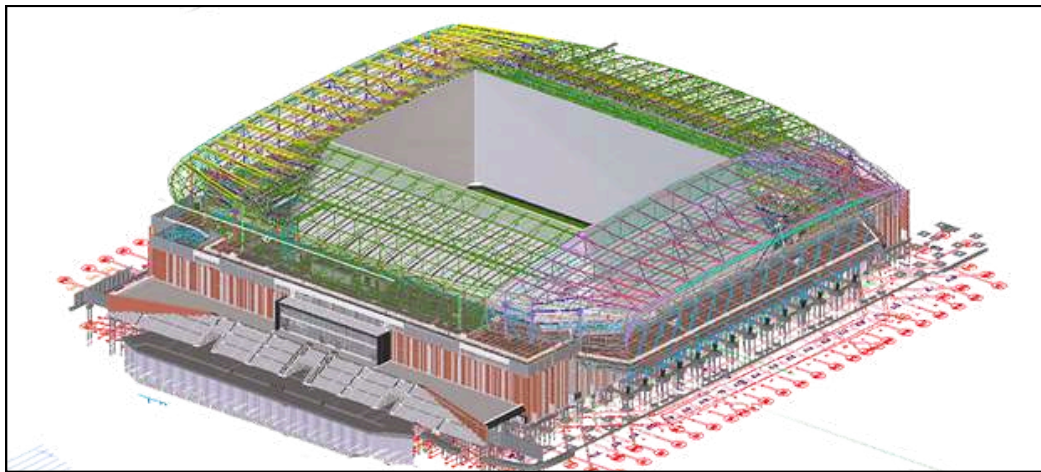


Upcoming Markets:

- Canada
- New Zealand
- South East Asia

Combining global on-ground presence with India's engineering strength

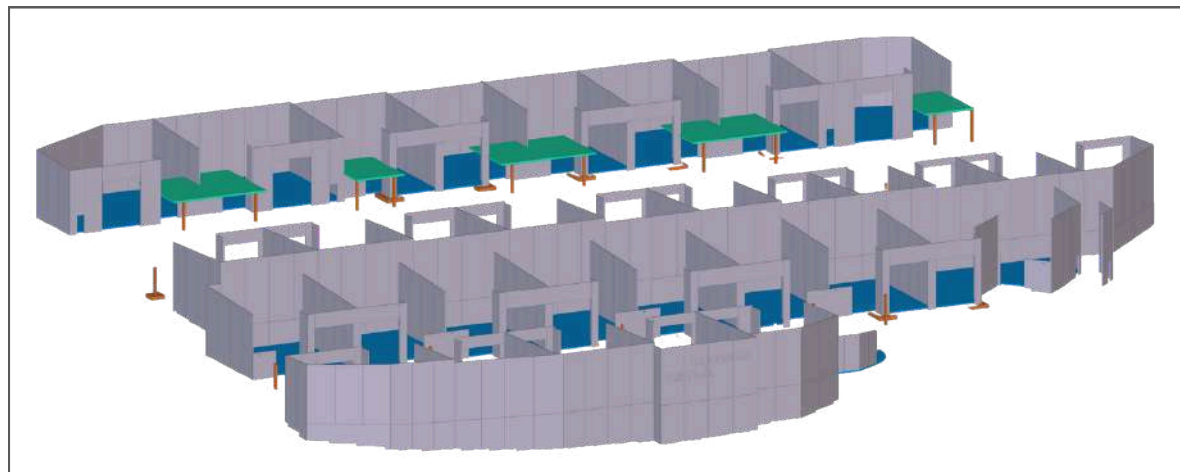
KEY PROJECTS



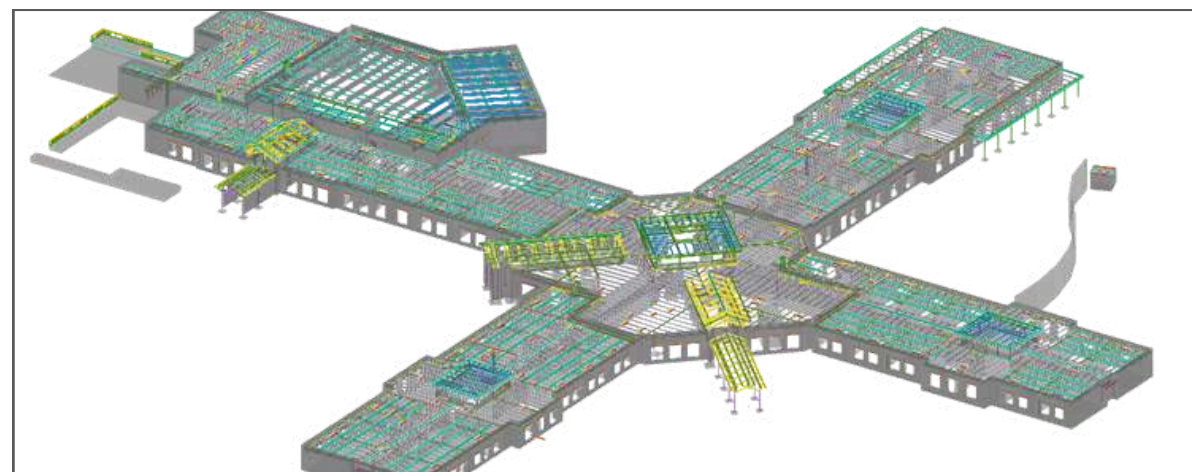
Everton Stadium, UK

Veterans Nursing Home, USA

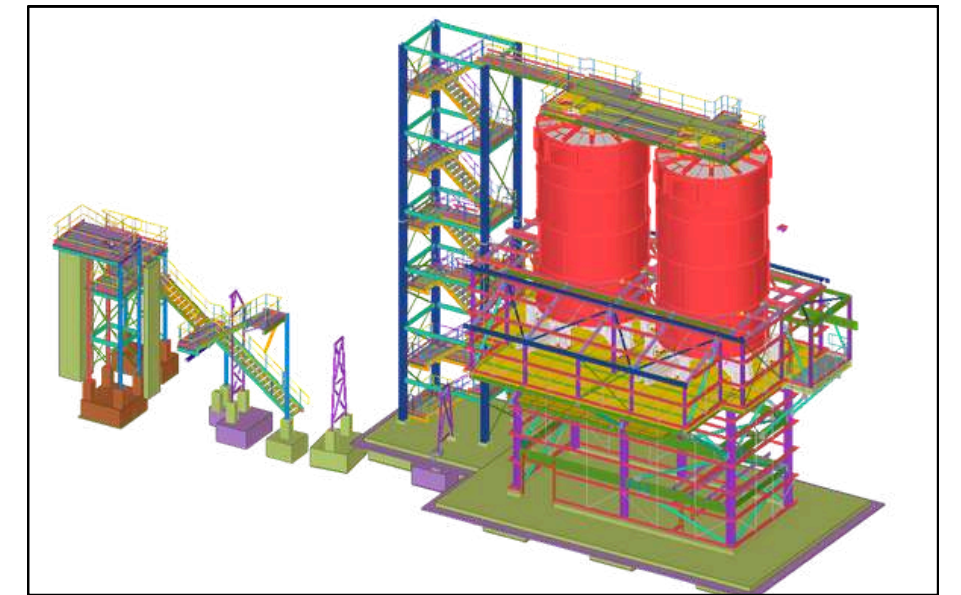
Richland Performing Arts Center, USA



Industrial Development, Australia



LEX 1 ES 19, USA



The Cement Plant Project, Ireland

COMPETITIVE ADVANTAGE



**Multi-software
expertise (Tekla
+ SDS2 + Revit)**

**Strong U.S. leadership
and client-facing teams**

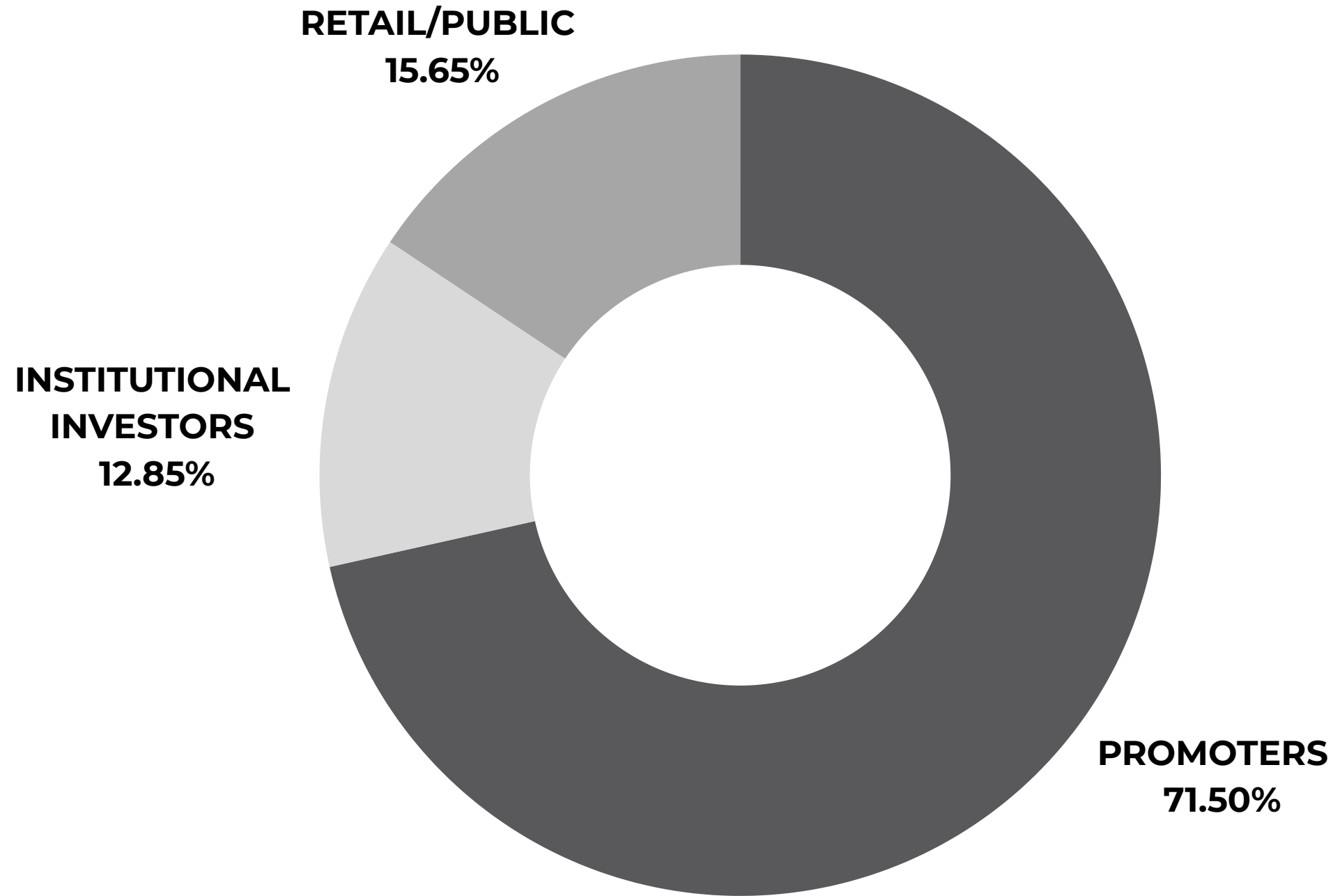
**24×7 global
delivery
capability**

**R&D-driven
automation and
optimization**

**High repeat
business from
long-term clients**

**Integrated group structure
enabling scale**

SHAREHOLDING PATTERN

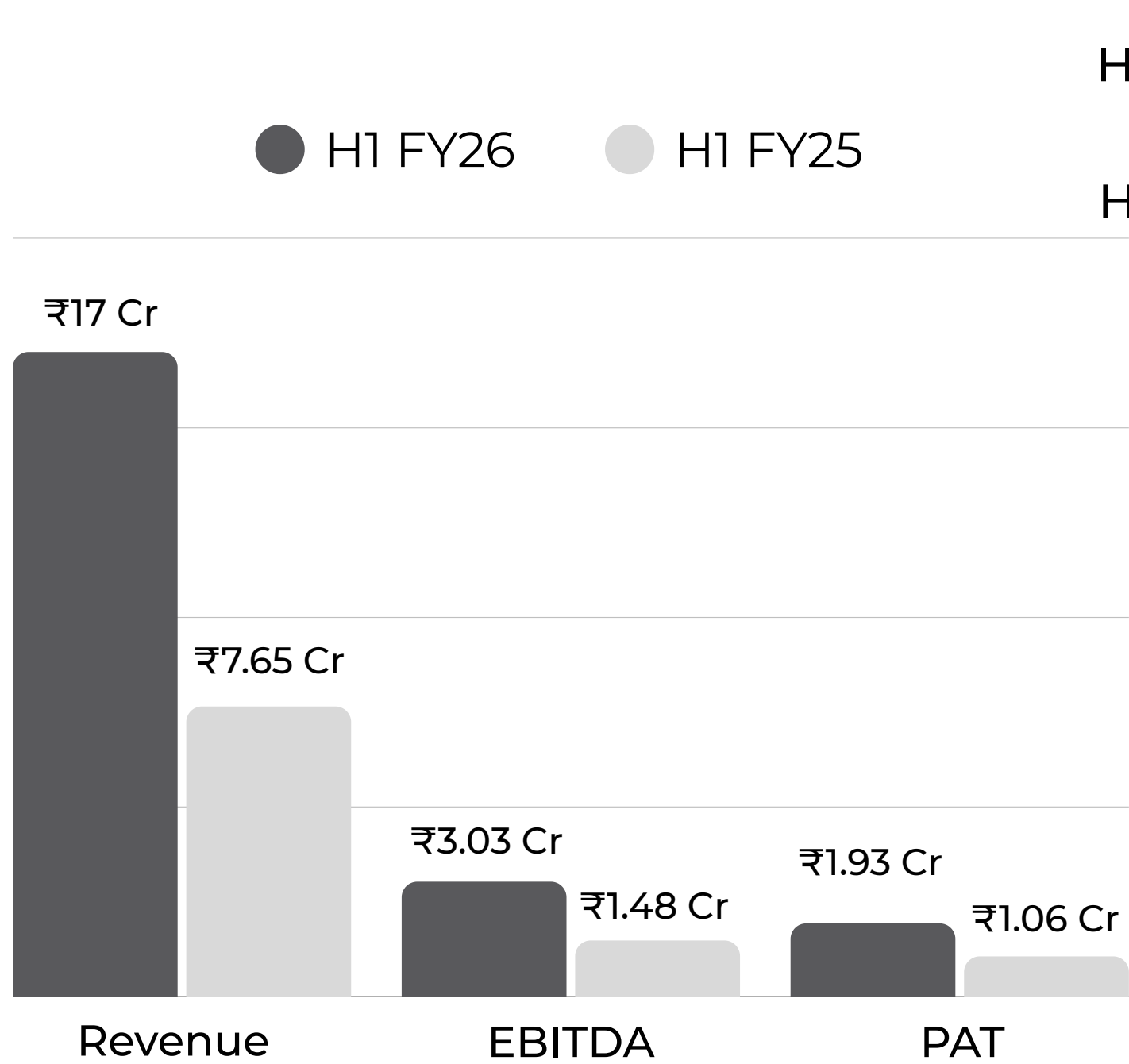





Category	% Holding
Promoters	71.50%
Institutional Investors	12.85%
Retail / Public (Non-Institutional)	15.65%
Total	100.00%

As on listing date

H1 FY26 VS H1 FY25 FINANCIAL SNAPSHOT

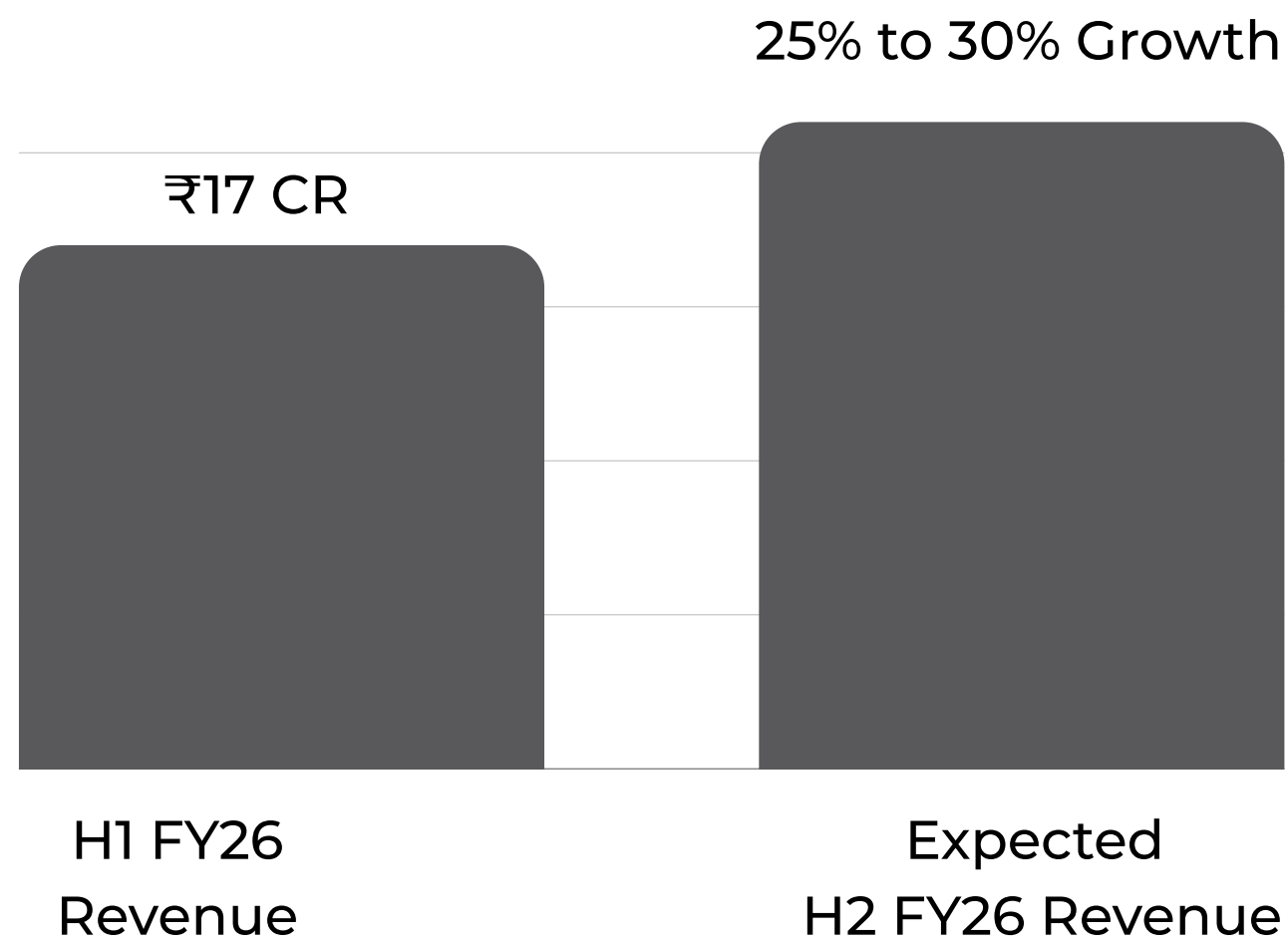
H1 FY26 vs H1 FY25 (₹ Cr)



H1 FY26	₹17 Cr	₹3.03 Cr	₹1.93 Cr
H1 FY25	₹7.65 Cr	₹1.48 Cr	₹1.06 Cr
	<i>Revenue</i>	<i>EBITDA</i>	<i>PAT</i>
	+119% YoY 	+105% YoY 	+82% YoY 

53 → 80
<i>Customer Base</i>
27 New Customers 

H2 VISIBILITY & FULL YEAR OUTLOOK



₹37-38 Cr (Minimum)
Full-Year FY26 Projection



Strong RFQ momentum from U.S., Australia, Europe



Existing manpower capable of delivering planned load



Expecting 70-80% YoY growth organically

WHY H2 FY25 > H1 FY26

(US MARKET CLARIFICATION)

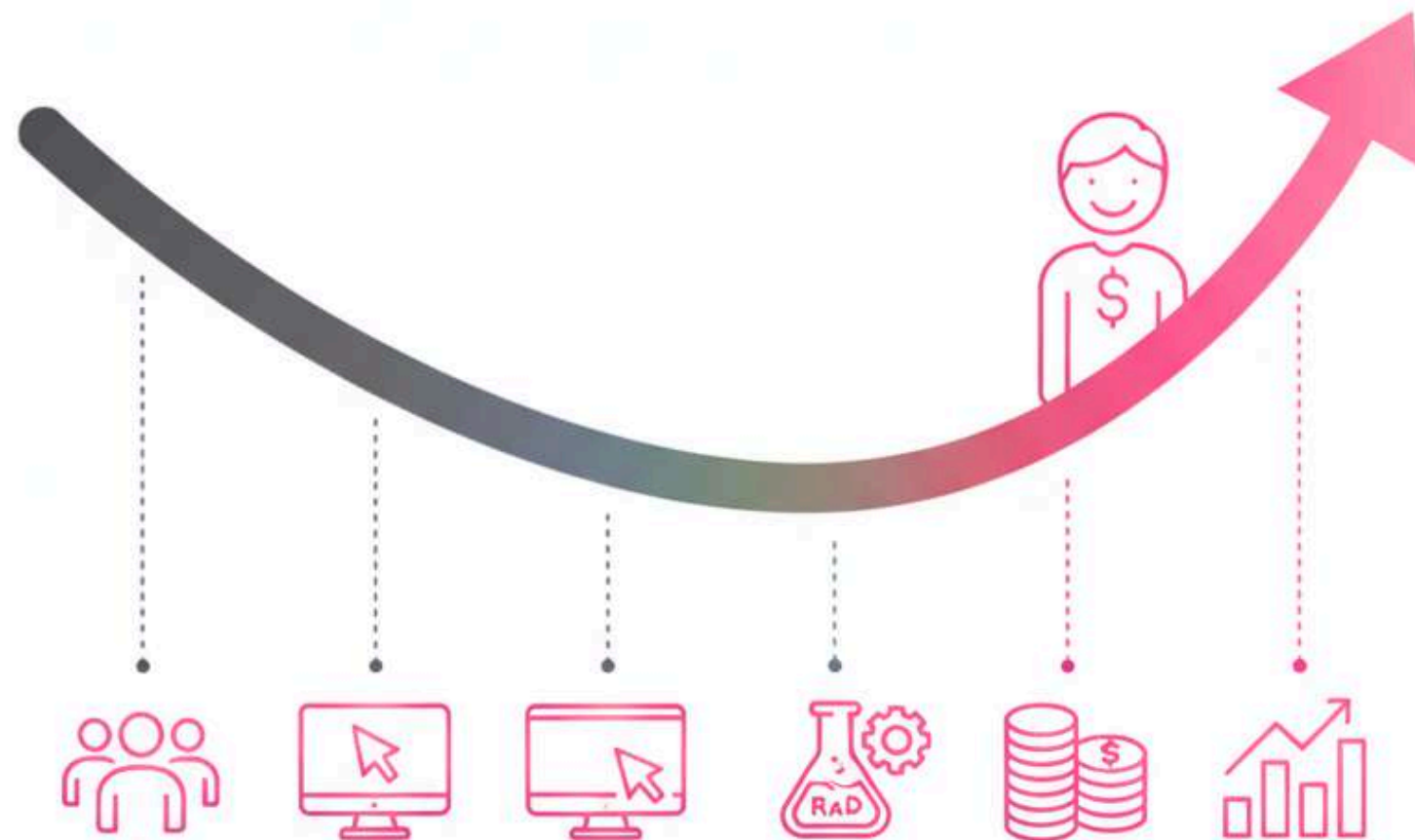


- **Temporary U.S. Slowdown – No Impact on Long-Term Demand**
- **45-Day U.S. Government Shutdown**
- **Policy transition under Trump administration**
- **Fabricators delayed releases due to uncertainty**
- **Projects were on HOLD, not cancelled**
- **Now recovered — expecting a busy comeback in H2**

PROFITABILITY INSIGHTS


Why PAT Did Not Grow Proportionately?

- People investments expensed upfront (not capitalized)
- Software & R&D expansion
- Small portion of IPO costs included in H1
- Service industry → no depreciation benefit



**These investments unlock
stronger margins ahead**

FOREX IMPACT



Notional MTM loss

No cash impact

Natural hedging in place

Expected reversal

STRATEGIC PEOPLE INVESTMENT

(EXPENSE EXPLANATION)

Why We Invested (Industry Reality)

- **Engineering = People-Driven Industry**
- **Training cycles need 3–6 months → necessary upfront investment**

What We Did (Investments Made)

- **Added execution engineers (junior + senior)**
- **Strengthened BD in India for overseas sales**
- **Added international BD/PMO in USA & Mexico**

Strategic Purpose (Outcome)

- **We invested early to build delivery capacity for H2 & FY27**
- **These are long-term strategic investments, not costs**

BD STRENGTHENING & RFQ SURGE

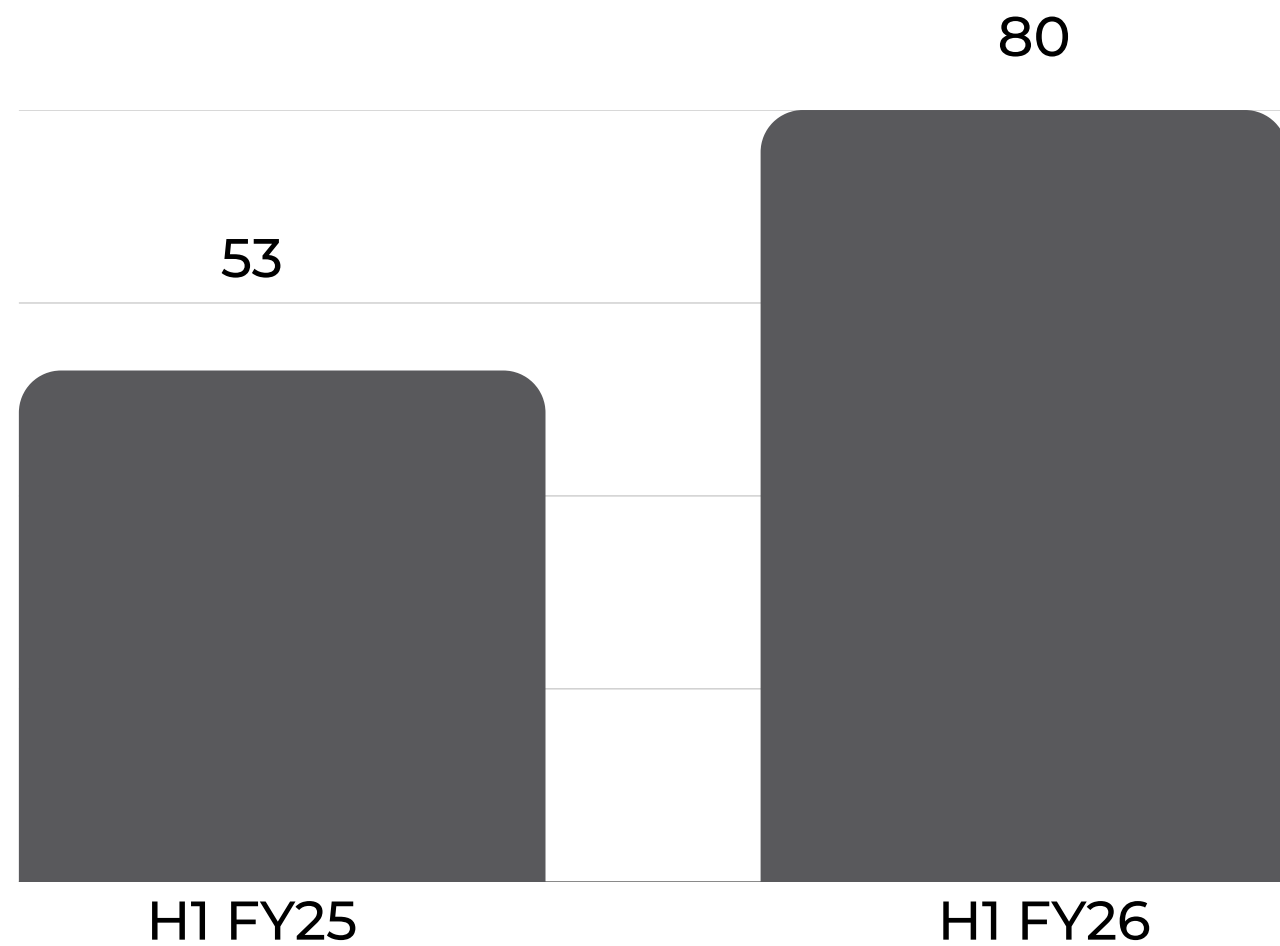
Order Book Snapshot (H1 FY26)




- **Confirmed Orders: ₹10.4 Cr**
- **High-Probability Orders (Advanced Stage): ₹8–10 Cr**
- **Active RFQs Under Estimation: ₹15–18 Cr**

- **Senior BD hired with 15 years U.S. industry experience**
- **International BD opening new clients & markets**
- **Visits to USA & Australia resulted in strong RFQ pipeline**
- **Estimation team is overloaded with new quotes**
- **Better rate clients → stronger margins in coming months**

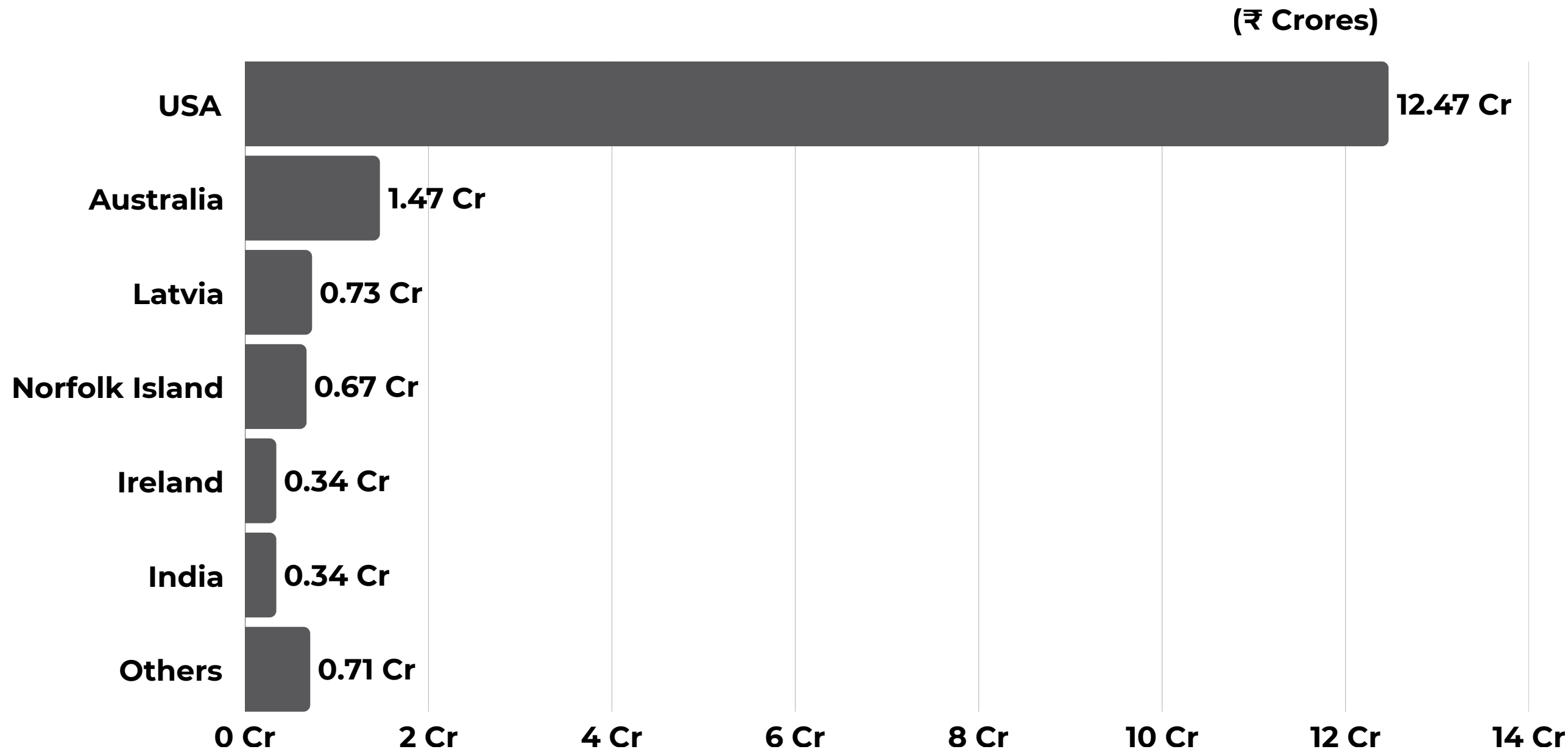
CUSTOMER GROWTH MOMENTUM



H1 FY25	H1 FY26	Growth
53	80	+27 New Clients 

- **Diversified portfolio**
- **Significant repeat business expected**

REVENUE BIFURCATION



Category	Revenue (₹ Cr)	% Contribution
Steel	14.06 Cr	84%
Precast	2.68 Cr	16%
Total	16.74 Cr	100%

There is no impact of tariffs or H1B-related implications on our business due to our strong local presence in the U.S.

EXECUTION CAPACITY & SCALABILITY

₹4.5 to 5 Cr per month

Current Execution Capacity



Built to support strong H2 & FY27 growth

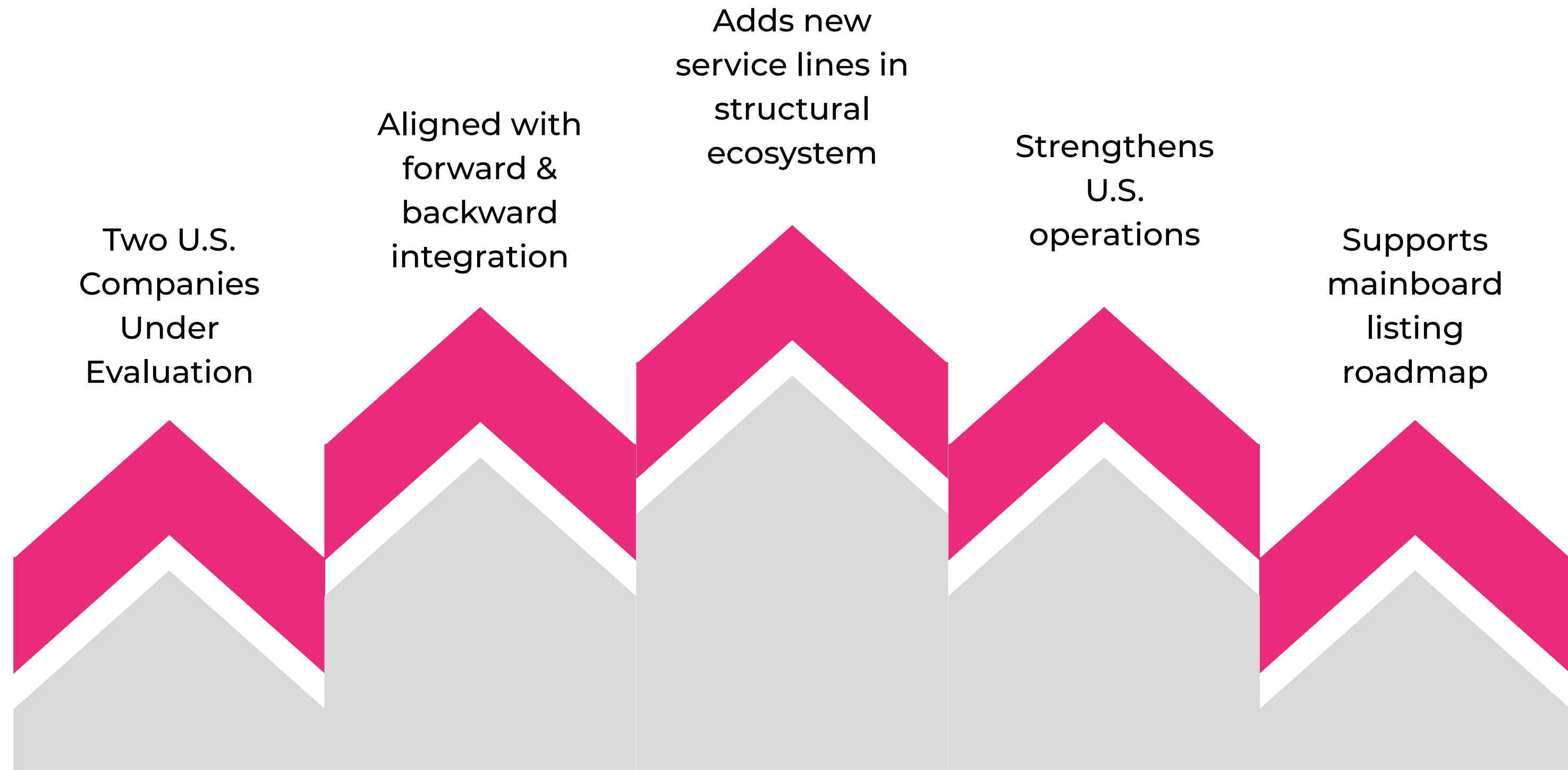


No major hiring needed in next 5–6 months



Revenue growth will come organically from existing setup

INORGANIC GROWTH STRATEGY





R&D investments directly impact efficiency, quality, and long-term competitive advantage.

OUR R&D FOCUS AREAS

Our R&D Focus Areas

- Tekla automation modules
- SDS2 optimization tools
- AI-driven BIM dashboards
- Dedicated internal R&D team
- Custom tools, plug-ins & automation scripts
- Proprietary IP and BIM intelligence systems

Why This Matters

- ⚡ Faster delivery cycles
- 🎯 Higher accuracy & consistency
- 📈 Scalable operations without proportional hiring
- 👛 Improved margins & competitiveness
- 🔒 Long-term IP creation for Telge Projects

GOVERNANCE ENHANCEMENT



Quarterly
Unaudited
Results Starting
Now

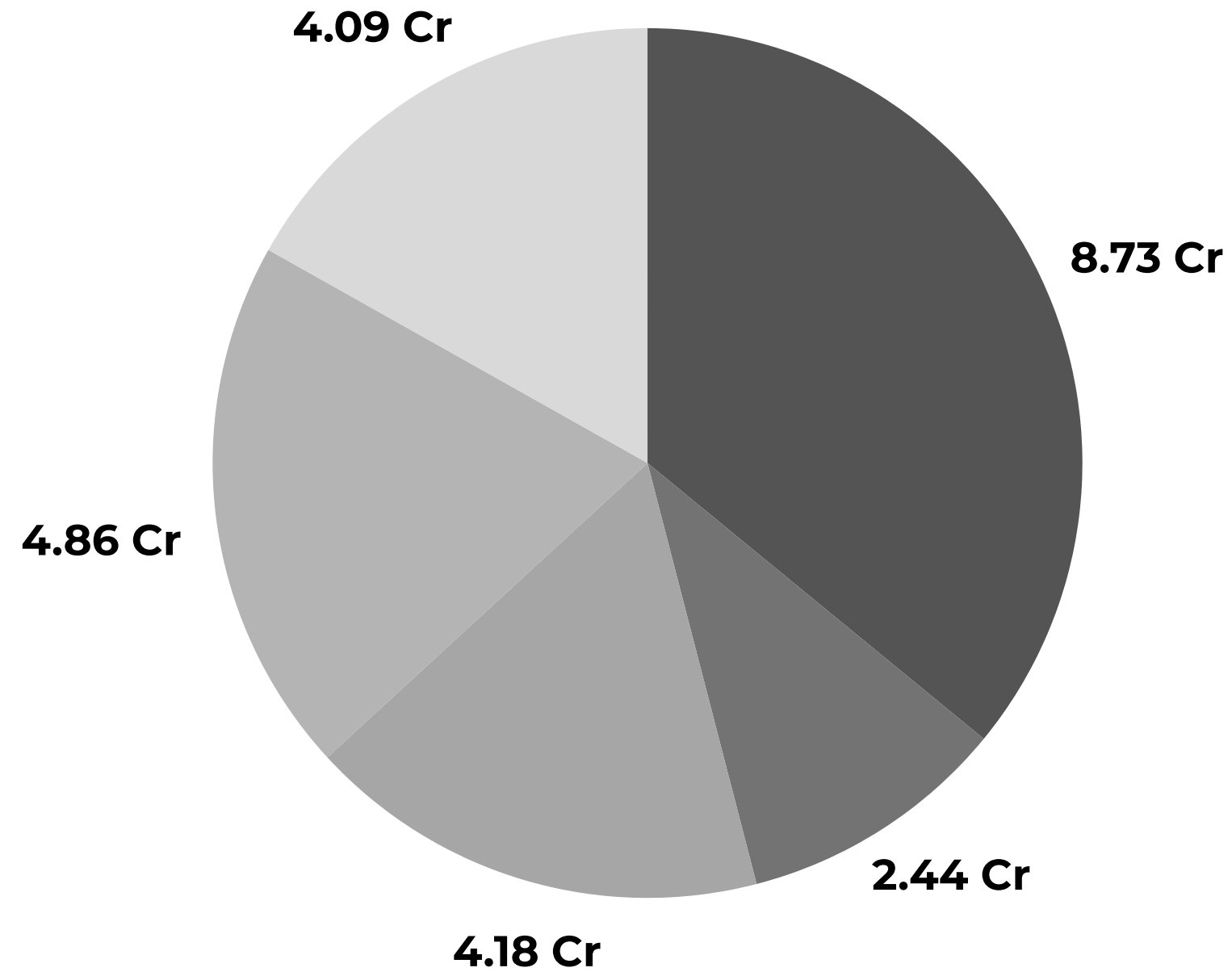
Higher
transparency

Stronger
investor trust

Better
performance
visibility

Step towards
mainboard
migration

IPO PROCEEDS ALLOCATION



Category	Amount (₹ Cr)
Office Premises	8.73 Cr
IT & Software	2.44 Cr
Manpower (India)	4.18 Cr
Subsidiary Hiring	4.86 Cr
General Corporate	4.09 Cr
Total	24.29 Cr

FUTURE ROADMAP

Expansion of U.S.
operations

European EPC
partnerships

AI-driven BIM
dashboards

In-house
structural R&D
center

Strong progress
towards mainboard
readiness



THANK YOU.

We Appreciate Your Trust and Support



www.telgeprojects.com

